

**METAL INNOVATIONS INCORPORATED**  
FAA CERTIFIED REPAIR STATION #KW7R756N / FAA PMA #PQ2457NM  
22215 YELLOW GATE LANE NE  
AURORA, OREGON 97002-8432  
503-678-2807

MIIForm075 Rev F

## Customer Information Sheet. MII Data and QA Self Audit (2024)

To Our Valued Customers:

Metal Innovations Inc. has established, documented, implemented a Quality System and maintains and continually improves its effectiveness. We, at Metal Innovations are required to provide pertinent information regarding our Quality System to fulfill different regulatory and/or customer internal Quality requirements and of course we, as anyone in the industry, struggle keeping our overhead down. We decided to provide this QA overview in lieu of filling in the multitude of Self Audit requests we receive throughout the year. This document will be continuously updated. It is marked with a date code for Revision Control. Necessary attachments are all available on our website at [www.metalinnovations.com](http://www.metalinnovations.com)

Should there be any information that you need but is not listed in this document please contact us and we will be happy to supply the required information. Thank you for your trust in us. We appreciate your business.

## Contact Information

Metal Innovations Inc.  
22215 Yellow Gate Lane NE  
Aurora, OR 97002  
USA

Tel: (503) 678-2807  
Fax: (503) 678-2823  
Email: [mii@metalinnovations.com](mailto:mii@metalinnovations.com) (General mailbox)  
Web: [www.metalinnovations.com](http://www.metalinnovations.com)  
Secure File Transfer Protocol (FTP) website is available

CEO/Owner  
COO/Owner  
Quality Assurance  
Operations Manager  
Engineering  
Estimating/Quoting  
AOG Contact:

Kimberly Wilmes  
Craig Wilmes  
Mike Huber  
Jeff Hunter  
Mike Sirr  
Mike Bays  
Craig Wilmes (503) 260-6236

[kim.wilmes@metalinnovations.com](mailto:kim.wilmes@metalinnovations.com)  
[craig.wilmes@metalinnovations.com](mailto:craig.wilmes@metalinnovations.com)  
[mike.huber@metalinnovations.com](mailto:mike.huber@metalinnovations.com)  
[jeff.hunter@metalinnovations.com](mailto:jeff.hunter@metalinnovations.com)  
[mike.sirr@metalinnovations.com](mailto:mike.sirr@metalinnovations.com)  
[estimating@metalinnovations.com](mailto:estimating@metalinnovations.com)

Founded: January 24, 1996  
Legal status: S Corporation (not tax-exempt)  
CAGE CODE : 1LV38  
DUNS Number : 007689011  
Business Hours: 06:00 am – 04:30pm Monday thru Friday  
NAICS Code: 488190, 33641

## Type of Business

Women owned small business.  
Aerospace structural repair, general maintenance, avionics system upgrades and manufacturing.

## Employees

Repair/Production: 12  
QA: 1  
Engineering: 2  
Supply Chain: 1  
Support Staff: 4  
**Total: 20**

## Airport Facilities

MII Main Fixed Location is located on Aurora Airport; UAO (KUAO)  
Runway: 17/35 5003 ft. x 100 ft.  
Airport Traffic Control Tower (open 0700-2000hrs)  
Radar Service: Approach/Departure  
Class 'D' airspace

Additional Fixed Location on Salem Airport; SLE (KSLE)  
Runway: 13/31 5,811 ft. x 150 ft. / 16/34 5,145 ft. x 100 ft.  
Airport Traffic Control Tower (open 0700-2100hrs)  
Radar Service: Approach/Departure  
Class 'D' airspace

## Cargo Facilities

Metal Innovations is located 32 miles (37min) from the Portland International Airport Air Cargo Facilities. Direct access via the I-5 / I-205 intrastate highway, a major transportation corridor.

Served by the following Cargo Carriers:

AMERIFLIGHT  
Cathay Pacific Cargo  
DHL  
Empire Airlines  
FedEx  
United  
UPS  
Western Air Express

**Salem Airport-** FedEx Ship Center

## Repair Station KW7R756N

FAA Oversight, Portland FSDO 503-615-3279

Maintenance Functions: Structural Repair of metallic and non-metallic/composite articles, NDT, Welding

Air Agency Certificate: KW7R756N

FAA issued Operations Specifications including:

Ratings: Airframe Class 1; Composite Construction of Small Aircraft, Airframe Class 3: All-Metal Construction of Small Aircraft, Limited Airframe, Limited Floats, Limited PowerPlant, Limited Non-Destructive Testing, Limited Instrument, Limited Radio, Limited Specialized Services

Capability List: MIIDoc00097, latest Revision

Drug and Alcohol Misuse Prevention Program: Western Aeromedical Consortium (Ops Spec A-449)

Authorized to Work away from Fixed Location (Ops Spec D100)

Electronic/Digital Recordkeeping System and Signatures (Ops Spec A025)

# Parts Manufacturing Authority PQ2457NM

FAA Oversight, Seattle MIDO 425-917-6675

PMA Parts List:

FAA PMA PQ2457NM: Supplement 2 (STC Cessna 185 Turbo Normalizer)

## Other Certifications

FAA Part 145 Repair Station: **KW7R756N** issued Jan 8, 1997; re-issued September 2, 2016  
(Issued for new facility location)

STC SA02763SE Cessna 208B Cargo Pod Rear Door/Long Cargo

STC SE01844SE: STC Cessna 185 Turbo Normalizer

STC SA1750NM: STC Cessna 185 Turbo Normalizer

STC SA2927NM: STC Cessna 188 Turbo Normalizer

STC SA02549SE Cessna 208/208B 20K Reset

TCCA STC SA02549SE Canadian Approval Cessna 208/208B 20K Reset

Welding: Gas Tungsten Arc Welding to MIL-STD-2219 and/or AWS D17.1  
Resistance Welding to AMS-W-6858A and/or AWS D17.2.

NAS 410 NDT Personnel- PT Liquid Penetrant Type 1 Method C (Fluorescent)



Service Center:

Cessna: Since May 6, 2008 Single Engine and since December 29, 2009 Caravan C208 series. Beech Model 1900 / Model 99



Service Center:

Kodiak and TBM

## Association Memberships

Aircraft Electronics Association (AEA)

Regional Air Cargo Carriers Association (RACCA)

Regional Airline Association (RAA)

Manufacturer & Business Association (MBA)

National Business Aviation Association (NBAA)

## Authorized Dealerships

Providing sales and avionics installs for the following manufacturers:



GARMIN.



Adding more dealerships in the near future- call to see if we are able to support your equipment installation

## General Capabilities:

AIRCRAFT INSPECTION, REPAIR AND ALTERATION	MANUFACTURING
GENERAL AND PHASE INSPECTION/SERVICING	SHEETMETAL STRUCTURES
ANNUAL/100HR INSPECTIONS	COMPOSITE STRUCTURES
14 CFR 91.411 & 91.413 CERTIFICATIONS	DETAIL PARTS, ASSEMBLIES
SHEETMETAL STRUCTURES REPAIRS	ORGANIC FINISHES AND PAINTING
COMPOSITE STRUCTURES REPAIRS	TOOLING DEVELOPMENT
ORGANIC FINISHES AND PAINTING REPAIRS	WELDING
DYNAMIC PROPELLER BALANCING	CNC MACHINING
R-134 AIR CONDITIONING SYSTEM SERVICE	SOLIDWORKS DRAFTING/MODELING
STC AND MAJOR ALTERATION INCORPORATION	REVERSE ENGINEERING OR BUILD TO PRINT
FAA AD INCORPORATION	STC/PMA DEVELOPMENT
STRUCTURAL INSPECTIONS	LASER/WATER JET
SERVICE BULLETIN INCORPORATION	PIECE/PART HEAT TREAT
PIECE/PART HEAT TREAT	PIECE/PART ANODIZE/PLATING
PIECE/PART ANODIZE/PLATING	-----
ENGINEERED REPAIRS DESIGN/DEVELOPMENT/APPROVAL	
FLIGHT CONTROL BALANCING	
A/C WEIGHING	
NDT (FPI)	
WELDING	
STC/PMA DEVELOPMENT	

## **In-House Engineering Support:**

One-off and generic repair development capabilities to support specific customer requirements. Listed below are some of the generic repairs available:

### King Air 350 series:

Anti-Ice Lip mounting hole weld repair

### Cessna 208 Series:

Cargo Pod composite repairs

Passenger Door (Lower Half) frame, honeycomb and/or skin

Wing INBD Leading Edge to Fuselage Fairing Chafe Damage Repair

Elevator Trim Tab assy. skin damage repair

Engine Cowl Latch Pin Repairs

### DeHavilland (formally Bombardier) DHC-8 Q-400:

Flight Attendant Seat torsion spring chafe damage repair (Q-200 model included)

Exhaust System piece part weld repairs; jet pipes, shrouds, trunnion mount

Airstair Door step disbond repair

P2.7 HBOV Exhaust Outlet Duct dent, crack and damaged hole repairs

Flap Tracks roller surface coating flame spray repairs

Aft Exhaust Assy (Fingernails) chafe and crack damage repairs

Jet Pipe Nozzle dent, cracks, out-of-round repairs and alignment pin replacement

QAD Adapter (Engine/APU generator) alignment pin replacement

Oil Cooler Outlet Exit Duct chafe and crack damage repairs

### Pilatus PC-12 Series:

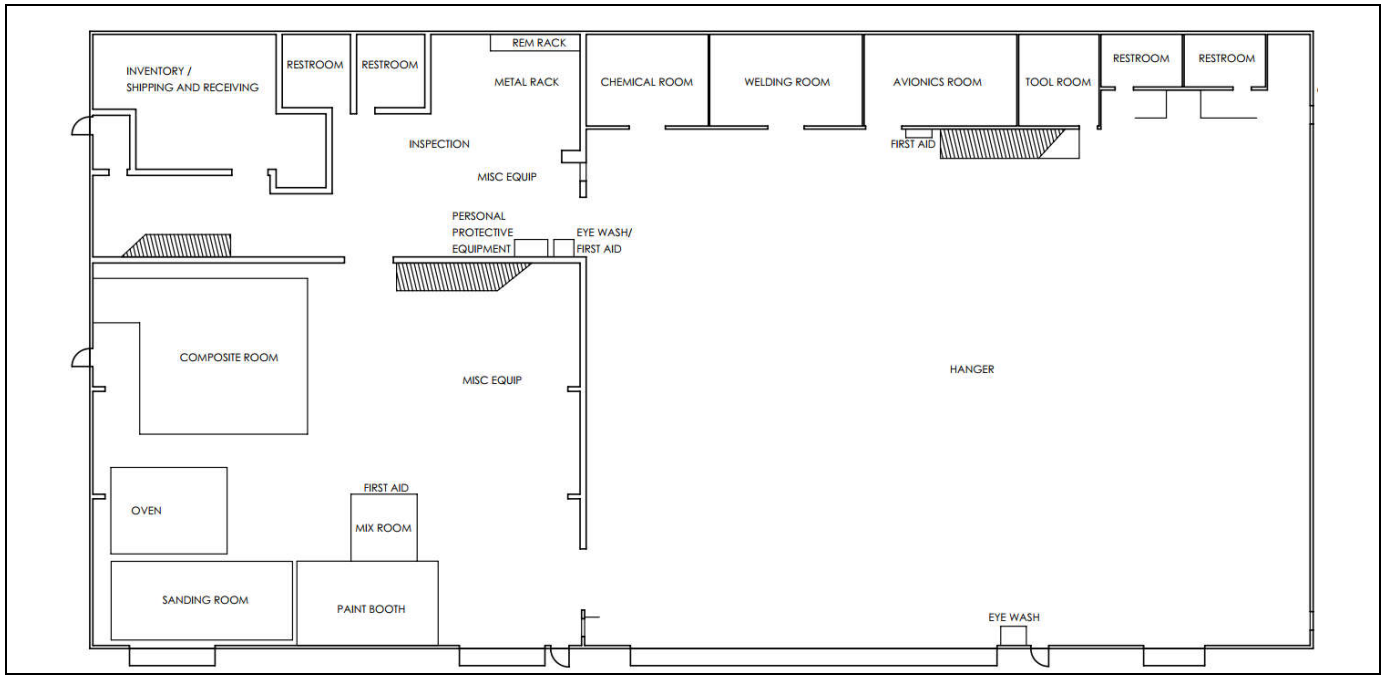
Lower Forward Cowl composite repairs

### Piper PA-31 Series:

Engine Cowl chafe and crack damage repairs

## Facility (24,100 Square Feet)


<p>Bill-to and Ship-to Address:</p> <p>Aurora State Airport, Hangar: ROMEO 22215 Yellow Gate Lane NE Aurora, OR 97071</p> <p>Tel: (503) 678-2807 Fax: (503) 678-2823 Email: <a href="mailto:mii@metalinnovations.com">mii@metalinnovations.com</a> Website: <a href="http://www.metalinnovations.com">www.metalinnovations.com</a></p>	<p>Shipping and Receiving Door: 14' wide x 16' high</p> <p>Upstairs Office area: 3500 sq.ft.</p>
<p>Hangar Doors:</p> <p>60' wide x 18' high 14' wide x 16' high (x 2)</p> <p>Apron abutting taxiway to Aurora State Airport (Wes Lematta Field) KUAO</p>	<p>South bay; Open Hangar space 11,850 sq ft.</p> <p>North bay; Composite Oven, Composite Clean room, Sanding booth and Paint booth.</p> <p>Back shops for welding, sheetmetal, tech pubs library and Inspection/NDT</p>
<p>Composite cure Oven 8' w x8' x 15' deep with hot bonder, 16 thermocouple capability. Vacuum system capability.</p> <p>150°F – 1000°F</p>	<p>Paint Booth 9' high x 15' wide x 27' long with 1.5 million BTU inlet heater. Air filtration. Temperature controlled elevated cure capability.</p>
<p>Sanding/Grinding Station with high flow filter system with dust collector and carcinogenic filters on top. Glass bead cabinet.</p>	<p>Sheetmetal shop equipment; Pirahna 40-ton press brake, leaf brake, box/pan brake, 52" hydraulic shears, bandsaws, slip rolls, shrinker stretchers, notchers, hydraulic presses and form dies, pneumatic tooling, etc...</p>
<p>Inspection capability and tooling; Dedicated inspection area, 48 x 60 x 6 Granite Surface plate, Height gauge, calipers, micrometers, etc.... various measuring tools, Calibration system in place. Traceable to NIST. FAI inspections competed in house. CMM available at contracted vendors.</p>	<p>Composite Clean Room 24' deep x 32' wide x 10' high with air lock exclusively used for composite work and metal bonding. Separate positive pressure air supply and filter system. Temperature and Humidity controlled and monitored. Walk in freezer for materials storage.</p>
<p>NDT capability. Fluorescent penetrant ASTM-E-1417 per MII Doc 00090 Rev A. Personnel qualified to NAS410</p>	<p>Chemical processing room. Etch/Alodine Tanks for products per MIL-QPL-41706. Brush anodize per (MII/SS 8481). Solvent tank. Water Eater.</p>



## Overflow Hangar Space (31,600 Square Feet – Hangar K)

<p>A diagram showing the interior of Hangar K with several aircraft parked. A red border outlines the hangar's perimeter. A blue line indicates a door opening. Handwritten text in blue reads "HANGAR 31,601 sqft". A note on the left side says "120' WIDE DOOR WITH 28' HIGH DOOR".</p>	<p>Overflow-on-demand in Hangar Kilo: Hangar is adjacent to main building.</p> <p>31,601 sqft</p> <p>Door 120' wide x 28' high with tail door 8' wide x 3' high.</p>
--	--

## General Facility Stats

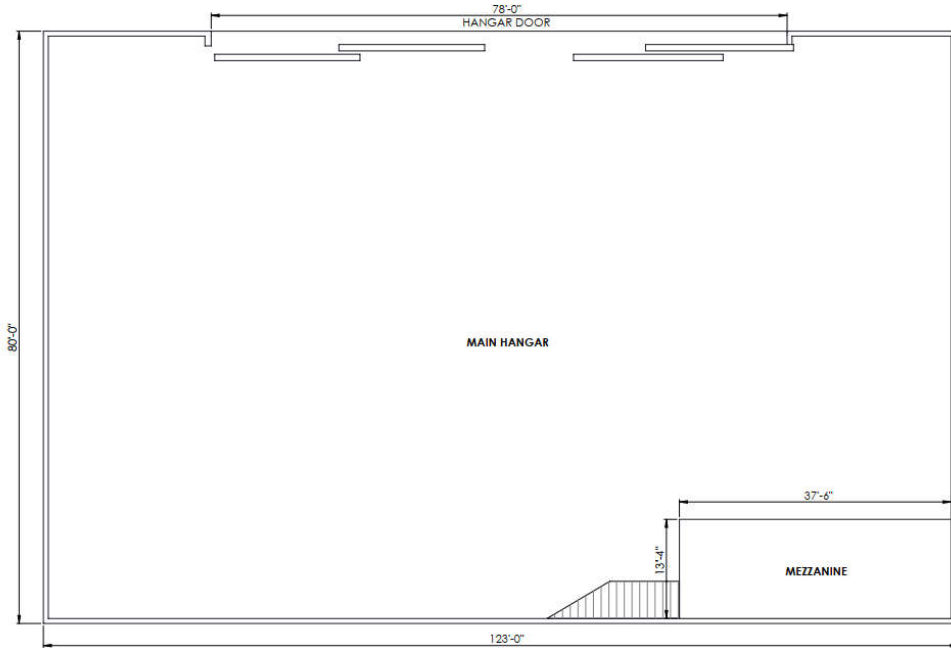


- Floors constructed of 6" thick reinforced concrete, sealed and painted white.
- Fully climate-controlled facility.
- Aircraft grounding capability.
- Lighted with high bay lights and additional low hanging shop lights.
- Both 2 and 3 phase power available.
- 50 CFM air compressor with filtered compressed air including moisture trap and dryer.
- Copper and Aluminum lines throughout shop to avoid contamination.
- Many outlets for shop air and electricity.
- First Aid Kit, eyewash stations and infection control Kit.
- Fire extinguishers located every 50 feet and marked.
- Paint prep and mixing room 8' wide x 8' high x 12' deep.
- Dedicated storage cabinets for storage of flammable substances.
- Fixed storage cabinets/racks for tools and raw material and general hardware as well as customer supplied material.
- Mobile work benches and supply racks.
- Dedicated inventory area with key-coded door locks and segregated customer parts area
- Tech Library room with computer and internet connection.
- Conference room with telecom capability and projector set-up and internet connection.
- Wireless hook-up throughout the hangar for mobile laptop set-up for access to secure company server.
- Secure facility with key-coded automated door locks
- Facility located within security fencing with key-coded access gates




# ADDITIONAL FIXED LOCATION- Salem Airport

MII has an additional fixed location at 2820 25th ST SE Salem, OR 97302 on Salem Municipal Airport (McNary Field) KSLE. The facility is a hanger, which includes office, kitchen and restrooms, with ramp abutting the north face of the building connecting to taxi lane 'L-9'.



## General Facility Stats



- 9,840 square foot building
- Hangar 123' Wide x 80' Deep
- Track mounted bi-parting rolling hangar doors. Opens to 78' Wide to 28' High
- Mezzanine/office with facilities
- Concrete floor with structural high strength reinforced steel
- Radiant heat in overhead
- Overhead lighting
- High Density Sprinkler system for fire suppression
- Electrical service 600-amp 480-volt 3 phase
- 240 cfm CDA
- The facility has appropriate locations, racks and labeling to ensure product identification and traceability, storage, and preservation of product.
- Ramp rated up to 150,000 lb. aircraft
- Located within airport security fencing

## QA System Self Audit

<b>Audit Subject</b>	<b>Yes</b>	<b>No</b>	<b>NA</b>
Management Responsibility	<b>x</b>		
Quality System	<b>x</b>		
Contract Review	<b>x</b>		
Design Control	<b>x</b>		
Document and Data Control	<b>x</b>		
Purchasing	<b>x</b>		
Control of Customer Supplied Product	<b>x</b>		
Product Identification and Traceability	<b>x</b>		
Process Control	<b>x</b>		
Inspection and Testing	<b>x</b>		
Control of Inspection, Measuring and Test Equipment	<b>x</b>		
Inspection and Test Status	<b>x</b>		
Control of Nonconforming Product	<b>x</b>		
Corrective Action	<b>x</b>		
Handling, Storage, Packaging, Preservation and Delivery	<b>x</b>		
Control of Quality Records	<b>x</b>		
Internal Quality Assessment	<b>x</b>		
Training	<b>x</b>		